

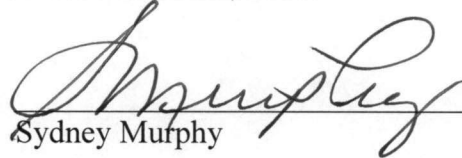
CANVASS OF ELECTION

STATE OF TEXAS}
COUNTY OF POLK}

WE, THE UNDERSIGNED MEMBERS OF COMMISSIONERS COURT DO
HEREBY CERTIFY THAT THE FOREGOING IS A TRUE AND CORRECT
RETURN OF THE GENERAL ELECTION HELD ON NOVEMBER 8, 2016.


WITNESS OUR HANDS THIS 21ST DAY OF NOVEMBER, 2016.

COUNTY JUDGE



Sydney Murphy

COMMISSIONERS:


PRECINCT #1


Robert C. "Bob" Willis


PRECINCT #2


Ronnie L. Vincent


PRECINCT #3


Milton Purvis

PRECINCT #4


C. T. "Tommy" Overstreet

ATTEST:


Schelana Hock, County Clerk

	TOTAL VOTES	%	650 EARLY	IVO EARLY	650 ELECT DAY	IVO ELECT DAY
PRECINCTS COUNTED (OF 21)	21	100.00				
REGISTERED VOTERS - TOTAL	38,533					
BALLOTS CAST - TOTAL	20,026		5,196	9,702	1,168	3,960
VOTER TURNOUT - TOTAL		51.97				

Straight Party
 Vote for 1

(WITH 21 OF 21 PRECINCTS COUNTED)

Republican Party (REP)	8,717	78.07	2,369	4,358	329	1,661
Democratic Party (DEM)	2,327	20.84	636	943	199	549
Libertarian Party (LIB)	79	.71	19	30	5	25
Green Party (GRN)	42	.38	9	13	4	16
Total	11,165		3,033	5,344	537	2,251
Over Votes	0		0	0	0	0
Under Votes	8,738		2,163	4,358	508	1,709

President and Vice President

Vote for 1

(WITH 21 OF 21 PRECINCTS COUNTED)

Donald J. Trump / Mike Pence (REP)	15,176	76.14	3,682	7,799	759	2,936
Hillary Clinton / Tim Kaine (DEM)	4,187	21.01	1,331	1,646	355	855
Gary Johnson / William Weld (LIB)	367	1.84	101	139	26	101
Jill Stein / Ajamu Baraka (GRN)	86	.43	20	31	10	25
WRITE-IN	116	.58	44	41	8	23
Total	19,932		5,178	9,656	1,158	3,940
Over Votes	0		0	0	0	0
Under Votes	92		18	46	8	20

United States Representative, District 36

Vote for 1

(WITH 21 OF 21 PRECINCTS COUNTED)

Brian Babin (REP)	15,397	90.63	3,719	7,922	777	2,979
Hal J. Ridley Jr. (GRN)	1,592	9.37	587	570	123	312
Total	16,989		4,306	8,492	900	3,291
Over Votes	0		0	0	0	0
Under Votes	2,991		890	1,210	222	669

Railroad Commissioner

Vote for 1

(WITH 21 OF 21 PRECINCTS COUNTED)

Wayne Christian (REP)	13,855	73.71	3,371	7,262	632	2,590
Grady Yarbrough (DEM)	3,887	20.68	1,140	1,542	351	854
Mark Miller (LIB)	771	4.10	183	338	63	187
Martina Salinas (GRN)	284	1.51	85	99	20	80
Total	18,797		4,779	9,241	1,066	3,711
Over Votes	0		0	0	0	0
Under Votes	1,188		417	461	61	249

	TOTAL VOTES	%	650 EARLY	IVO EARLY	650 ELECT DAY	IVO ELECT DAY
Justice, Supreme Court, Place 3						
Vote for 1						
(WITH 21 OF 21 PRECINCTS COUNTED)						
Debra Lehrmann (REP)	14,037	74.79	3,416	7,337	653	2,631
Mike Westergren (DEM)	3,830	20.41	1,148	1,517	332	833
Kathie Glass (LIB)	678	3.61	175	281	51	171
Rodolfo Rivera Munoz (GRN)	223	1.19	54	78	21	70
Total	18,768		4,793	9,213	1,057	3,705
Over Votes	0		0	0	0	0
Under Votes	1,215		403	489	68	255

Justice, Supreme Court, Place 5						
Vote for 1						
(WITH 21 OF 21 PRECINCTS COUNTED)						
Paul Green (REP)	14,233	75.81	3,420	7,447	673	2,693
Dori Contreras Garza (DEM)	3,815	20.32	1,175	1,493	329	818
Tom Oxford (LIB)	491	2.62	140	191	38	122
Charles E. Waterbury (GRN)	236	1.26	62	85	19	70
Total	18,775		4,797	9,216	1,059	3,703
Over Votes	0		0	0	0	0
Under Votes	1,209		399	486	67	257

Justice, Supreme Court, Place 9						
Vote for 1						
(WITH 21 OF 21 PRECINCTS COUNTED)						
Eva Guzman (REP)	13,880	74.09	3,396	7,246	643	2,595
Savannah Robinson (DEM)	3,934	21.00	1,165	1,576	348	845
Don Fulton (LIB)	595	3.18	157	237	48	153
Jim Chisholm (GRN)	325	1.73	71	134	22	98
Total	18,734		4,789	9,193	1,061	3,691
Over Votes	0		0	0	0	0
Under Votes	1,253		407	509	68	269

Judge, Court of Criminal Appeals, Place 2						
Vote for 1						
(WITH 21 OF 21 PRECINCTS COUNTED)						
Mary Lou Keeel (REP)	14,011	75.01	3,426	7,312	642	2,631
Lawrence "Larry" Meyers (DEM)	3,903	20.89	1,137	1,551	355	860
Mark Ash (LIB)	591	3.16	160	238	47	146
Adam King Blackwell Reposa (GRN)	175	.94	47	69	13	46
Total	18,680		4,770	9,170	1,057	3,683
Over Votes	0		0	0	0	0
Under Votes	1,306		426	532	71	277

Judge, Court of Criminal Appeals, Place 5						
Vote for 1						
(WITH 21 OF 21 PRECINCTS COUNTED)						
Scott Walker (REP)	14,218	75.95	3,439	7,448	671	2,660
Betsy Johnson (DEM)	3,853	20.58	1,160	1,520	340	833
William Bryan Strange, III (LIB)	434	2.32	114	169	31	120
Judith Sanders-Castro (GRN)	215	1.15	55	72	18	70
Total	18,720		4,768	9,209	1,060	3,683
Over Votes	0		0	0	0	0
Under Votes	1,266		428	493	68	277

	TOTAL VOTES	%	650 EARLY	IVO EARLY	650 ELECT DAY	IVO ELECT DAY
Judge, Court of Criminal Appeals, Place 6						
Vote for 1						
(WITH 21 OF 21 PRECINCTS COUNTED)						
Michael E. Keasler (REP)	14,001	75.22	3,411	7,315	662	2,613
Robert Burns (DEM)	3,970	21.33	1,186	1,572	337	875
Mark W. Bennett (LIB)	643	3.45	161	256	52	174
Total	18,614		4,758	9,143	1,051	3,662
Over Votes	0		0	0	0	0
Under Votes	1,371		438	559	76	298

Member, State Board of Education, District 8						
Vote for 1						
(WITH 21 OF 21 PRECINCTS COUNTED)						
Barbara Cargill (REP)	15,132	100.00	3,640	7,750	774	2,968
Total	15,132		3,640	7,750	774	2,968
Over Votes	0		0	0	0	0
Under Votes	4,834		1,556	1,952	334	992

State Representative, District 19						
Vote for 1						
(WITH 21 OF 21 PRECINCTS COUNTED)						
James White (REP)	15,478	100.00	3,672	7,953	819	3,034
Total	15,478		3,672	7,953	819	3,034
Over Votes	0		0	0	0	0
Under Votes	4,487		1,524	1,749	288	926

Justice, 9th Court of Appeals District, Place 2						
Vote for 1						
(WITH 21 OF 21 PRECINCTS COUNTED)						
Charles A. Kreger (REP)	14,917	100.00	3,574	7,677	751	2,915
Total	14,917		3,574	7,677	751	2,915
Over Votes	0		0	0	0	0
Under Votes	5,048		1,622	2,025	356	1,045

District Judge, 411th Judicial District						
Vote for 1						
(WITH 21 OF 21 PRECINCTS COUNTED)						
Kaycee L. Jones (REP)	13,583	85.41	3,427	6,633	676	2,847
WRITE-IN	2,320	14.59	292	1,606	133	289
Total	15,903		3,719	8,239	809	3,136
Over Votes	0		0	0	0	0
Under Votes	4,062		1,477	1,463	298	824

District Clerk						
Vote for 1						
(WITH 21 OF 21 PRECINCTS COUNTED)						
Bobbye Richards (REP)	15,428	100.00	3,636	7,972	790	3,030
Total	15,428		3,636	7,972	790	3,030
Over Votes	0		0	0	0	0
Under Votes	4,537		1,560	1,730	317	930

	TOTAL VOTES	%	650 EARLY	IVO EARLY	650 ELECT DAY	IVO ELECT DAY
Sheriff						
Vote for 1						
(WITH 21 OF 21 PRECINCTS COUNTED)						
Kenneth Hammack (REP)	14,783	77.60	3,505	7,698	736	2,844
Bobby L. Watson (DEM)	4,267	22.40	1,170	1,773	353	971
Total	19,050		4,675	9,471	1,089	3,815
Over Votes	0		0	0	0	0
Under Votes	935		521	231	38	145
County Tax Assessor-Collector						
Vote for 1						
(WITH 21 OF 21 PRECINCTS COUNTED)						
Leslie Jones Burks (REP)	15,757	100.00	3,729	8,086	803	3,139
Total	15,757		3,729	8,086	803	3,139
Over Votes	0		0	0	0	0
Under Votes	4,208		1,467	1,616	304	821
County Commissioner, Precinct No. 1						
Vote for 1						
(WITH 6 OF 6 PRECINCTS COUNTED)						
Bob Willis (REP)	6,349	100.00	2,832	2,317	183	1,017
Total	6,349		2,832	2,317	183	1,017
Over Votes	0		0	0	0	0
Under Votes	2,334		1,323	632	60	319
County Commissioner, Precinct No. 3						
Vote for 1						
(WITH 7 OF 7 PRECINCTS COUNTED)						
Milton B. Purvis (REP)	2,327	100.00	258	1,271	219	579
Total	2,327		258	1,271	219	579
Over Votes	0		0	0	0	0
Under Votes	913		106	380	165	262
Constable, Precinct No. 1						
Vote for 1						
(WITH 6 OF 6 PRECINCTS COUNTED)						
Scott Hughes (REP)	6,377	100.00	2,839	2,333	187	1,018
Total	6,377		2,839	2,333	187	1,018
Over Votes	0		0	0	0	0
Under Votes	2,306		1,316	616	56	318
Constable, Precinct No. 2						
Vote for 1						
(WITH 3 OF 3 PRECINCTS COUNTED)						
William (Bill) Robert Cunningham (REP)	3,324	100.00	178	2,471	39	636
Total	3,324		178	2,471	39	636
Over Votes	0		0	0	0	0
Under Votes	693		46	479	11	157

Run Date:11/15/16 01:19 PM

Report EL45A Page 005

	TOTAL VOTES	%	650 EARLY	IVO EARLY	650 ELECT DAY	IVO ELECT DAY
Constable, Precinct No. 3						
Vote for 1						
(WITH 7 OF 7 PRECINCTS COUNTED)						
Ray Myers (REP)	2,313	100.00	260	1,253	217	583
Total	2,313		260	1,253	217	583
Over Votes	0		0	0	0	0
Under Votes	927		104	398	167	258
Constable, Precinct No. 4						
Vote for 1						
(WITH 5 OF 5 PRECINCTS COUNTED)						
Dana G. (Bubba) Piper (REP)	3,395	100.00	365	1,836	360	834
Total	3,395		365	1,836	360	834
Over Votes	0		0	0	0	0
Under Votes	632		88	316	72	156